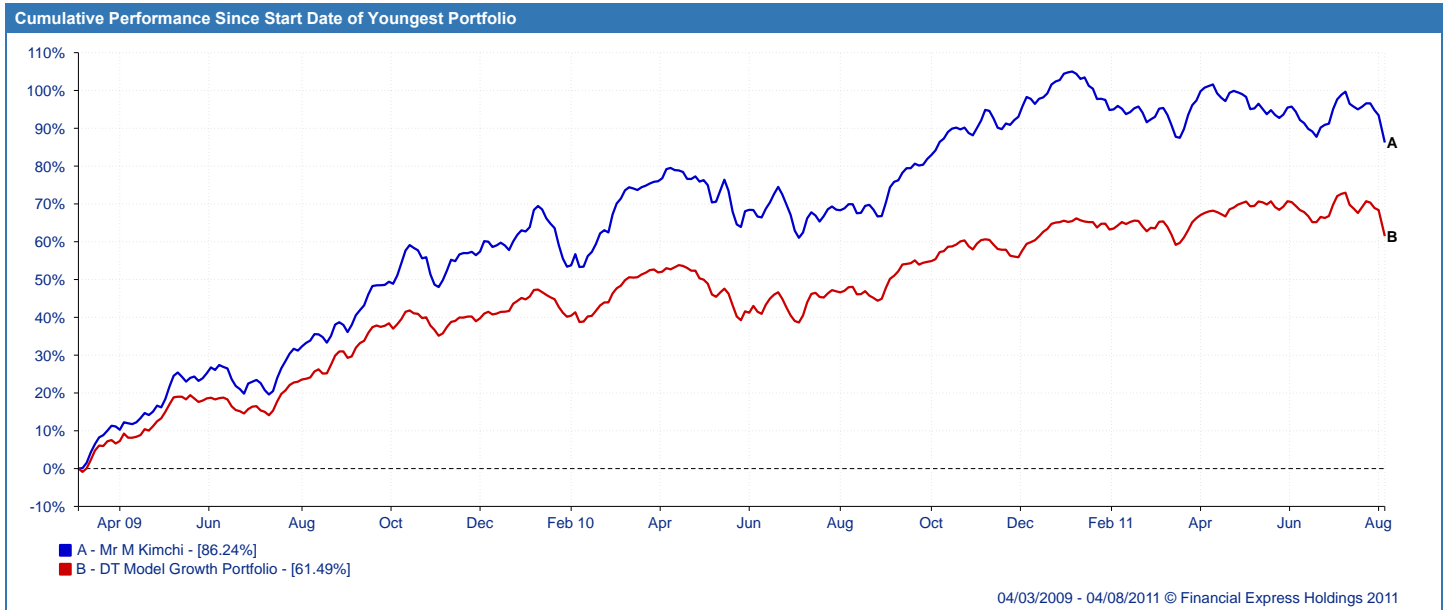


## Mr M Kimchi

## DT Model Growth Portfolio

Top Portfolio Holdings			
Name	Original % Holdings	TER %	FE Crown Rating
IFDS Managers Ltd - Omnis Threadneedle Advanced	20.00	1.69	short history
Invesco Perpetual Fund Mgrs - Latin America	20.00	1.71	unrated sector
Jupiter Unit Trust Mgrs Ltd - Merlin Growth Portfolio	20.00	2.63	☆☆☆☆
Fidelity (FIL Investment Intl) - South East Asia	10.00	1.77	☆☆☆☆
M&G UK - Global Basics	10.00	1.67	☆☆☆☆
<b>Total</b>	<b>80.00</b>		

Top Portfolio Holdings			
Name	Original % Holdings	TER %	FE Crown Rating
Artemis Fund Managers - Income	20.00	1.54	☆☆☆☆
Invesco Perpetual Fund Mgrs - High Income	20.00	1.68	☆☆☆☆
M&G UK - Recovery	20.00	1.65	☆☆☆☆
Newton & BNY Mellon Asset Mgmt - Global Higher Income	20.00	1.64	☆☆☆☆
First State Investments UK Ltd - Asia Pacific Leaders	10.00	1.58	☆☆☆☆
<b>Total</b>	<b>90.00</b>		

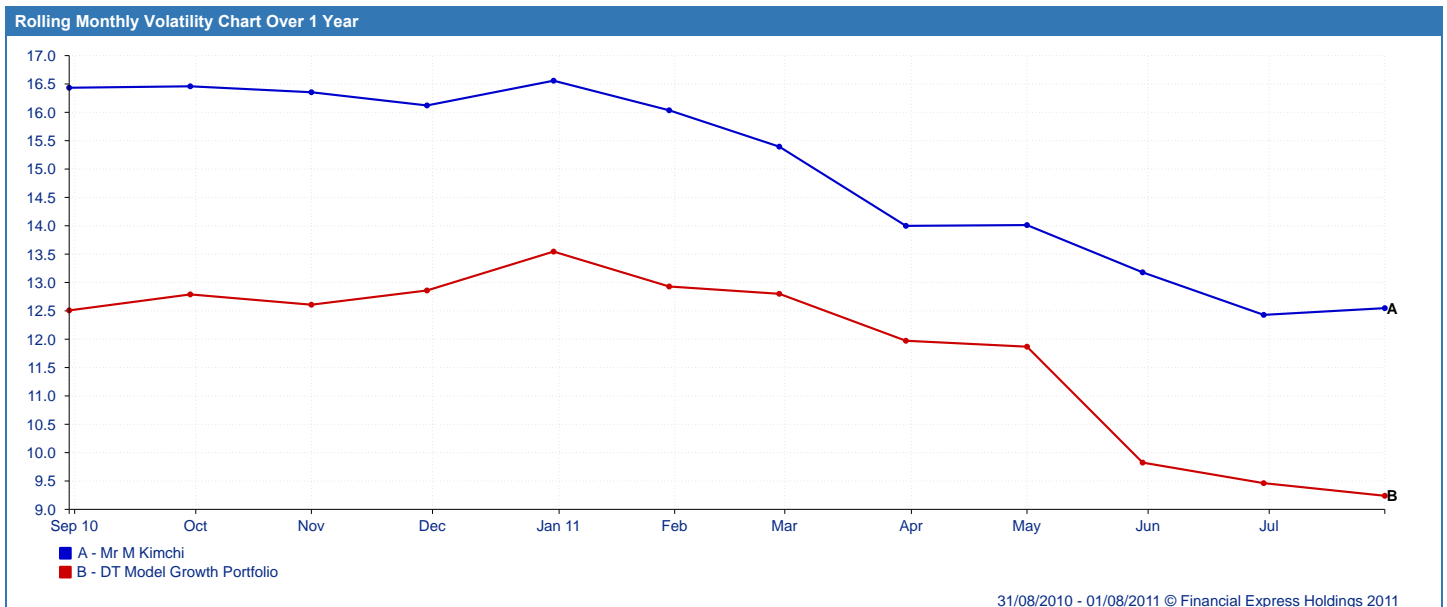


Cumulative Portfolio Performance To Latest Price					
Name	1 year	2 years	3 years	4 years	5 years
Mr M Kimchi	10.49	39.69	-	-	-
FTSE All Share	4.14	25.43	15.82	0.77	12.16

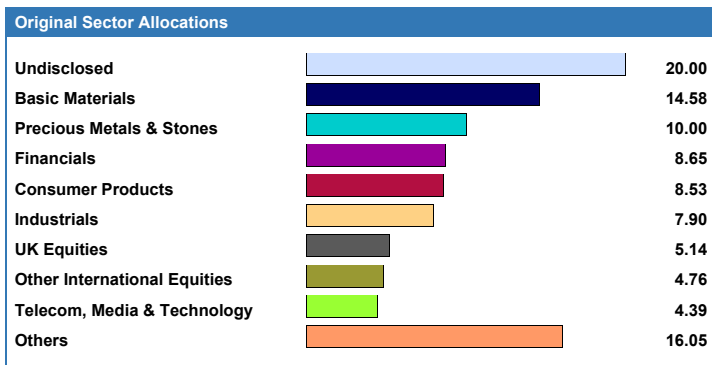
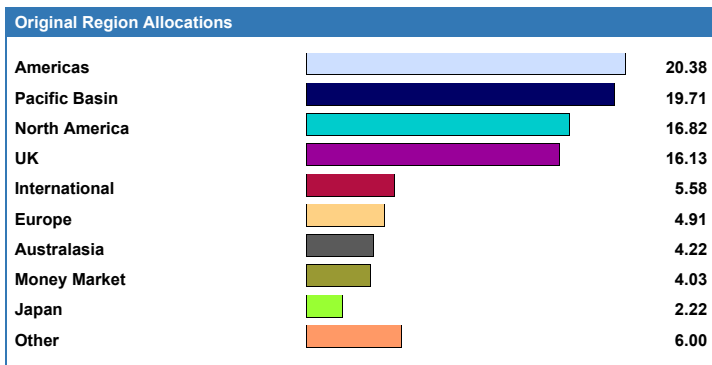
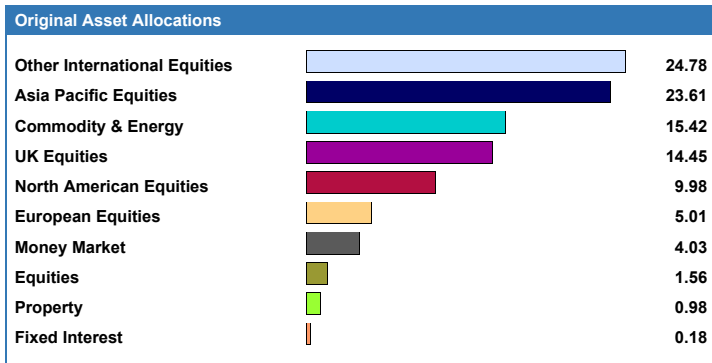
Cumulative Portfolio Performance To Latest Price					
Name	1 year	2 years	3 years	4 years	5 years
DT Model Growth Portfolio	10.05	30.85	24.98	16.19	38.63
MSCI AC WORLD INDEX	4.33	23.80	18.62	9.80	23.13

Discrete Calendar Year Performance					
Name	2010	2009	2008	2007	2006
Mr M Kimchi	25.99	-	-	-	-
FTSE All Share	14.52	30.12	-29.93	5.32	16.75

Discrete Calendar Year Performance					
Name	2010	2009	2008	2007	2006
DT Model Growth Portfolio	14.24	22.90	-20.64	13.06	20.06
MSCI AC WORLD INDEX	16.21	19.86	-19.97	9.79	6.10

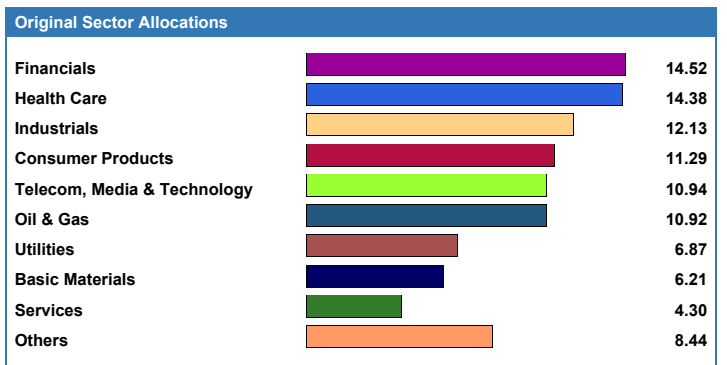
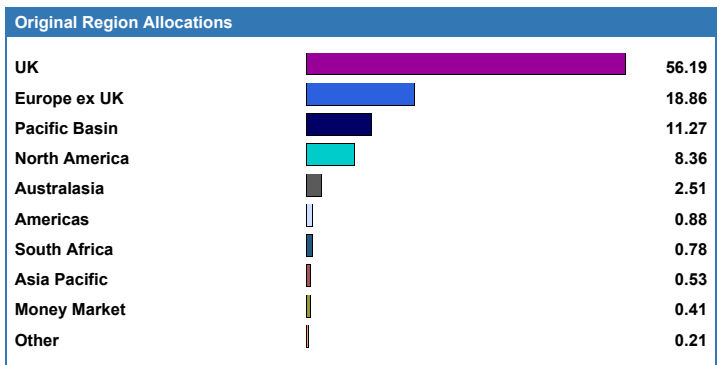
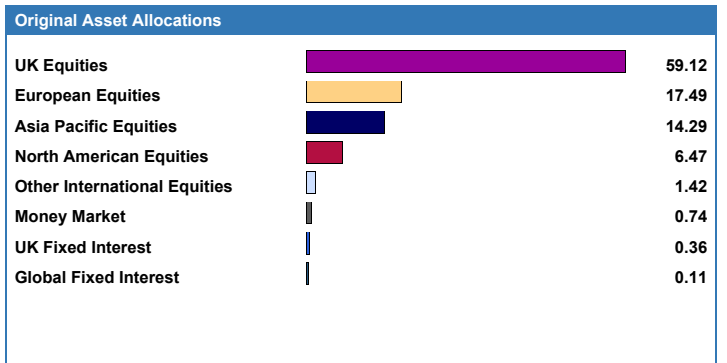


Annualised Ratios Over 36 Months						
Name	Volatility	Alpha	Beta	Sharpe	r <sup>2</sup>	
Mr M Kimchi	-	-	-	-	-	-
FTSE All Share	18.93	n/a	n/a	0.19	n/a	



ref: Mr M Kimchi

Annualised Ratios Over 36 Months						
Name	Volatility	Alpha	Beta	Sharpe	r <sup>2</sup>	
DT Model Growth Portfolio	14.24	2.55	0.80	0.33	0.87	
MSCI AC WORLD INDEX	19.82	n/a	n/a	0.22	n/a	



ref: DT Model Growth Portfolio